

FedEx Rewards Registration Guide

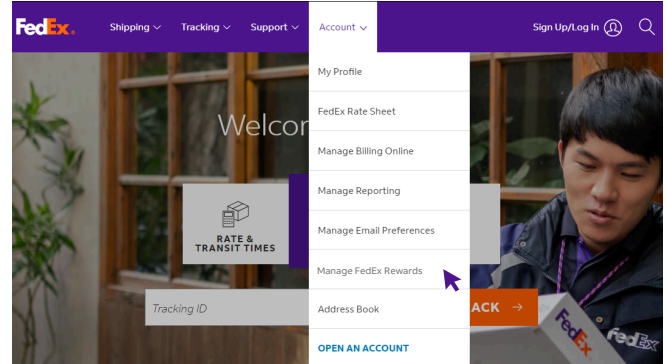


Get your fedex.com login ready.

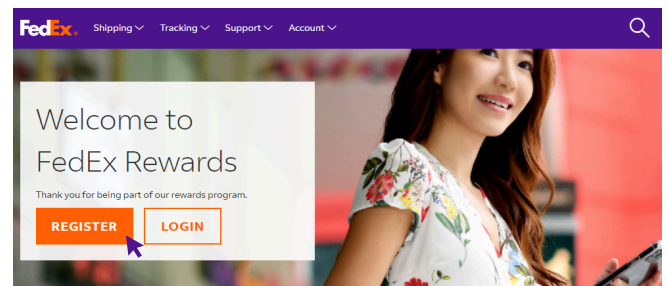
Don't have one? Create one on [fedex.com](https://www.fedex.com) before registering for FedEx Rewards.

- 1 Click on the “**Register Now**” button from your FedEx Rewards invitation email, OR Go to fedex.com, navigate to the “Account” tab and click “**Manage FedEx Rewards**”, OR click the button below:

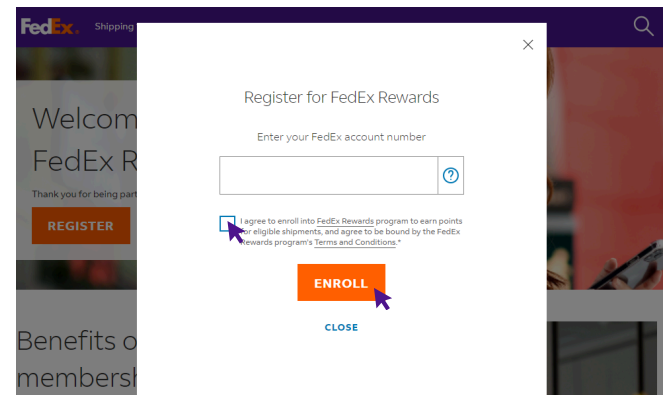
ACCESS FEDEX REWARDS NOW



- 2 You will be directed to the FedEx Rewards website. Click “**Register**”.



- 3 Enter your FedEx account number and agree to the FedEx Rewards program terms and conditions. Click “**Enroll**”.



- 4 You will be directed to the fedex.com login page. Key in your fedex.com “User ID” and “Password”. Click “**Log in**”.



Your fedex.com login must be tied to the same account invited to FedEx Rewards.

Enter your user ID and password to log in

CREATE A USER ID FOR AN EXISTING ACCOUNT

User ID

Password

Remember my user ID.

LOG IN

[FORGOT YOUR USER ID OR PASSWORD?](#)

- 5 You're all set! You will be directed to the FedEx Rewards account page once you have successfully registered your fedex.com ID.

